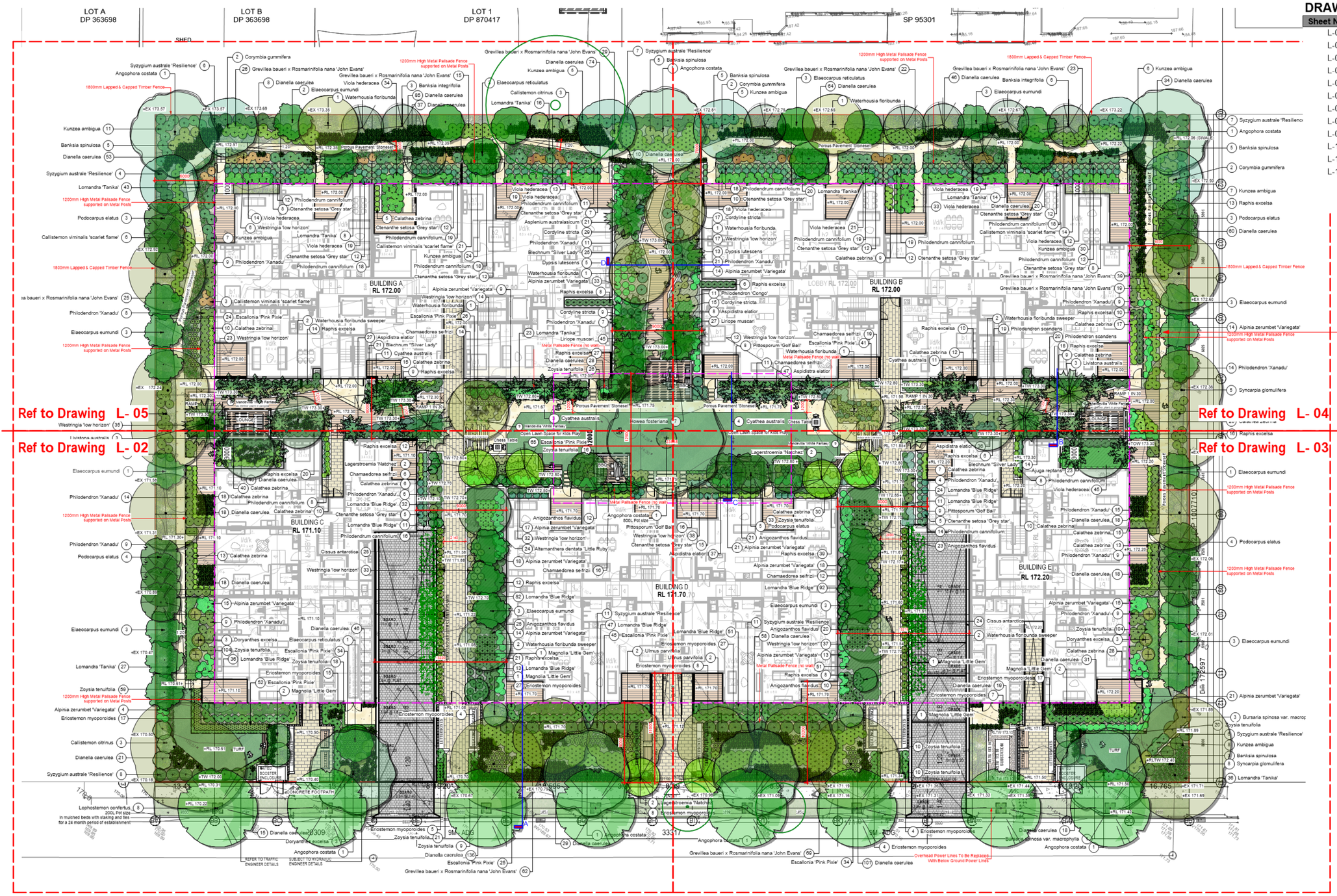

DRAWING LIST

Sheet Number	Sheet Title	Date of Current
L-01	LANDSCAPE MASTER PLAN - LEVEL 01	06/12/2021
L-02	DETAIL LANDSCAPE PLAN 1	06/12/2021
L-03	DETAIL LANDSCAPE PLAN 2	06/12/2021
L-04	DETAIL LANDSCAPE PLAN 3	06/12/2021
L-05	DETAIL LANDSCAPE PLAN 4	06/12/2021
L-06	LEVEL 05 LANDSCAPE PLAN	06/12/2021
L-07	SECTION A & B	06/12/2021
L-08	SECTION C, & D	06/12/2021
L-09	LANDSCAPE AREA CALCULATION PLAN - LEVEL 01	06/12/2021
L-10	LANDSCAPE AREA CALCULATION PLAN - LEVEL 05	06/12/2021
L-11	COMMUNAL OPEN AREA PLAN	06/12/2021
L-12	PLANTING SCHEDULE & DETAILS	06/12/2021

Stoneset Porous Pavement

LEGEND

- DRIVEWAY
- TURF
- PODIUM GARDENS
- DEEP SOIL GARDENS
- PROPOSED BUILDING
- WOODEN DECK
- AS SELECTED TILE
- AS SELECTED PAVER "Stoneset Porous"
- AS SELECTED PEBBLES
- PROPOSED LEVEL + RL 171.10
- BOUNDARY
- BASEMENT LINE

EXISTING TREE LEGEND

- EXISTING TREES TO BE RETAINED

DIAL BEFORE YOU DIG www.1100.com.au

0 10 M

ISSUE	DATE	COMMENT
G	06/12/21	FOR REVIEW

AMENDMENTS

GENERAL NOTES
All work to be carried out in accordance with the Building Code of Australia, all Local and State Government Ordinances, relevant Australian Standards, Local Authorities Regulations and all other relevant Authorities concerned.
All structural work and site drainage to be subject to Engineer's details or certification where required by Council. This shall include r.c. slabs and footings, r.c. and steel beams & columns, wind bracing to AS 1170
and AS4055, anchor rods or bolts, tie downs, fixings etc., driveway slabs and drainage to Council's satisfaction. All timbers to be in accordance with SAA Timber Structure Code AS1720 and SAA Timber Framing Code AS 1684. All work to be carried out in a professional and workman- shiplike manner according to the plans and specification.
NOTE
Do not scale off the drawings unless otherwise stated and use figured dimensions in preference.
All dimensions are to be checked and verified on site before the commencement of any work, all dimensions and levels are subject to final survey and set-out
No responsibility will be accepted by Sitedesign for any variations in design, builder's method of construction or materials used, deviation from specification without permission or accepted work practices resulting in inferior construction. Locate and protect all services prior to construction.

SITEDESIGN +STUDIOS
creating places to live in and enjoy

SYDNEY NORTH STUDIO
PO Box 265
SEAFORTH NSW 2092
0417685846
p 1300 22 44 55
info@sdstudios.com.au
www.sdstudios.com.au

Project **PROPOSED LANDSCAPE PLAN**
Address **22 -32 PARK AVENUE, WAITARA** Date **06/12/2021**
Drawing Title **LANDSCAPE MASTER PLAN - LEVEL 01** Scale **1:200 @A1**
Drawing No. **1384**

Page
L-01

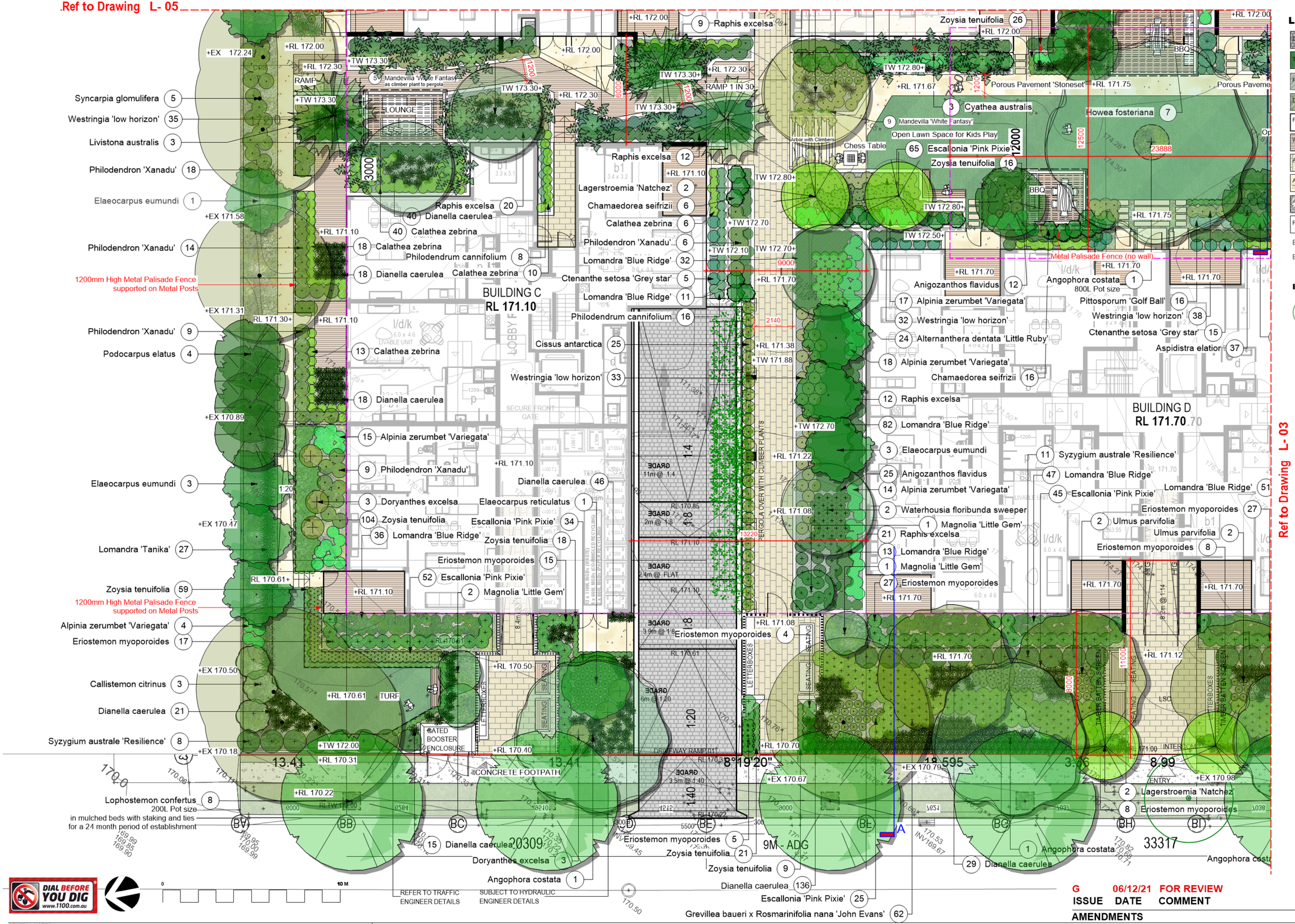

ISSUE	DATE	COMMENT
G	06/12/21	FOR REVIEW

AMENDMENTS

GENERAL NOTES
All work to be carried out in accordance with the Building Code of Australia, all Local and State Government Ordinances, relevant Australian Standards, Local Authorities Regulations and all other relevant Authorities concerned.
All structural work and site drainage to be subject to Engineer's details or certification where required by Council. This shall include r.c. slabs and footings, r.c. and steel beams & columns, wind bracing to AS 1170
and AS4055, anchor rods or bolts, tie downs, fixings etc., driveway slabs and drainage to Council's satisfaction. All timbers to be in accordance with SAA Timber Structure Code AS1720 and SAA Timber Framing Code AS 1684. All work to be carried out in a professional and workman- shiplike manner according to the plans and specification.
NOTE
Do not scale off the drawings unless otherwise stated and use figured dimensions in preference.
All dimensions are to be checked and verified on site before the commencement of any work, all dimensions and levels are subject to final survey and set-out
No responsibility will be accepted by Sitedesign for any variations in design, builder's method of construction or materials used, deviation from specification without permission or accepted work practices resulting in inferior construction. Locate and protect all services prior to construction.

SITEDESIGN +STUDIOS
creating places to live in and enjoy

SYDNEY NORTH STUDIO
PO Box 265
SEAFORTH NSW 2092
0417685846
p 1300 22 44 55
info@sdstudios.com.au
www.sdstudios.com.au

Project PROPOSED LANDSCAPE PLAN
Address 22 -32 PARK AVENUE, WAITARA
Date 06/12/2021
Drawing Title DETAIL LANDSCAPE PLAN 1
Scale 1:100 @A1
Drawing No. 1384

Page
L-02

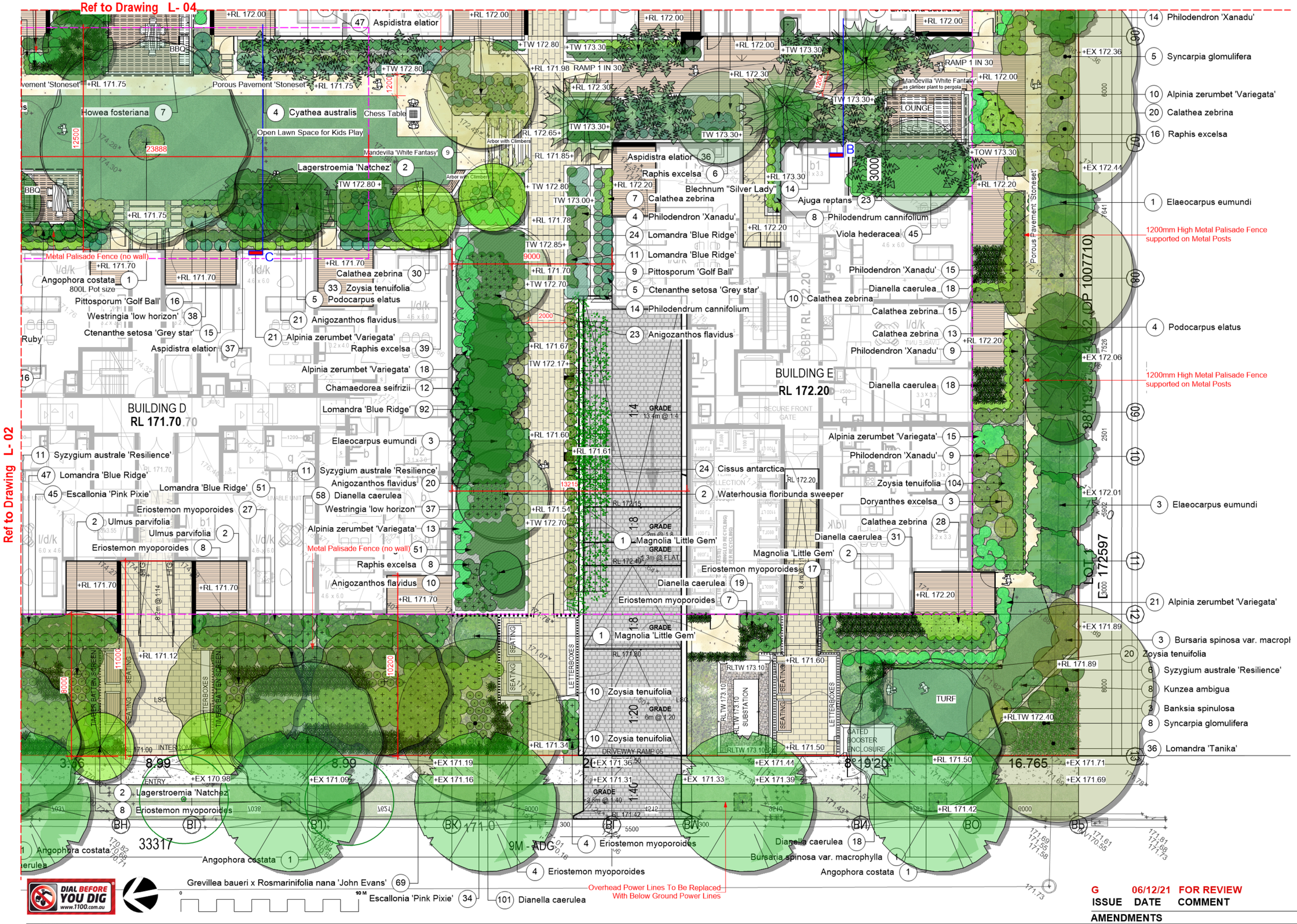

LEGEND

- DRIVEWAY
- TURF
- PODIUM GARDENS
- DEEP SOIL GARDENS
- PROPOSED BUILDING
- WOODEN DECK
- AS SELECTED TILE
- AS SELECTED PAVER "Stoneset Porous"
- AS SELECTED PEBBLES
- PROPOSED LEVEL + RL 171.10
- BOUNDARY
- BASEMENT LINE

EXISTING TREE LEGEND

- EXISTING TREES TO BE RETAINED

ISSUE	DATE	COMMENT
G	06/12/21	FOR REVIEW

AMENDMENTS

GENERAL NOTES
All work to be carried out in accordance with the Building Code of Australia, all Local and State Government Ordinances, relevant Australian Standards, Local Authorities Regulations and all other relevant Authorities concerned.
All structural work and site drainage to be subject to Engineer's details or certification where required by Council. This shall include r.c. slabs and footings, r.c. and steel beams & columns, wind bracing to AS 1170
and AS4055, anchor rods or bolts, tie downs, fixings etc., driveway slabs and drainage to Council's satisfaction. All timbers to be in accordance with SAA Timber Structure Code AS1720 and SAA Timber Framing Code AS 1684. All work to be carried out in a professional and workman- shiplike manner according to the plans and specification.
NOTE
Do not scale off the drawings unless otherwise stated and use figured dimensions in preference.
All dimensions are to be checked and verified on site before the commencement of any work, all dimensions and levels are subject to final survey and set-out
No responsibility will be accepted by Sitedesign for any variations in design, builder's method of construction or materials used, deviation from specification without permission or accepted work practices resulting in inferior construction. Locate and protect all services prior to construction.

SITEDESIGN +STUDIOS
creating places to live in and enjoy

SYDNEY NORTH STUDIO
PO Box 265
SEAFORTH NSW 2092
0417685846
p 1300 22 44 55
info@sdstudios.com.au
www.sdstudios.com.au

Project **PROPOSED LANDSCAPE PLAN**
Address **22 -32 PARK AVENUE, WAITARA** Date **06/12/2021**
Drawing Title **DETAIL LANDSCAPE PLAN 2** Scale **1:100 @A1**
Drawing No. **1384**

Page **L-03**

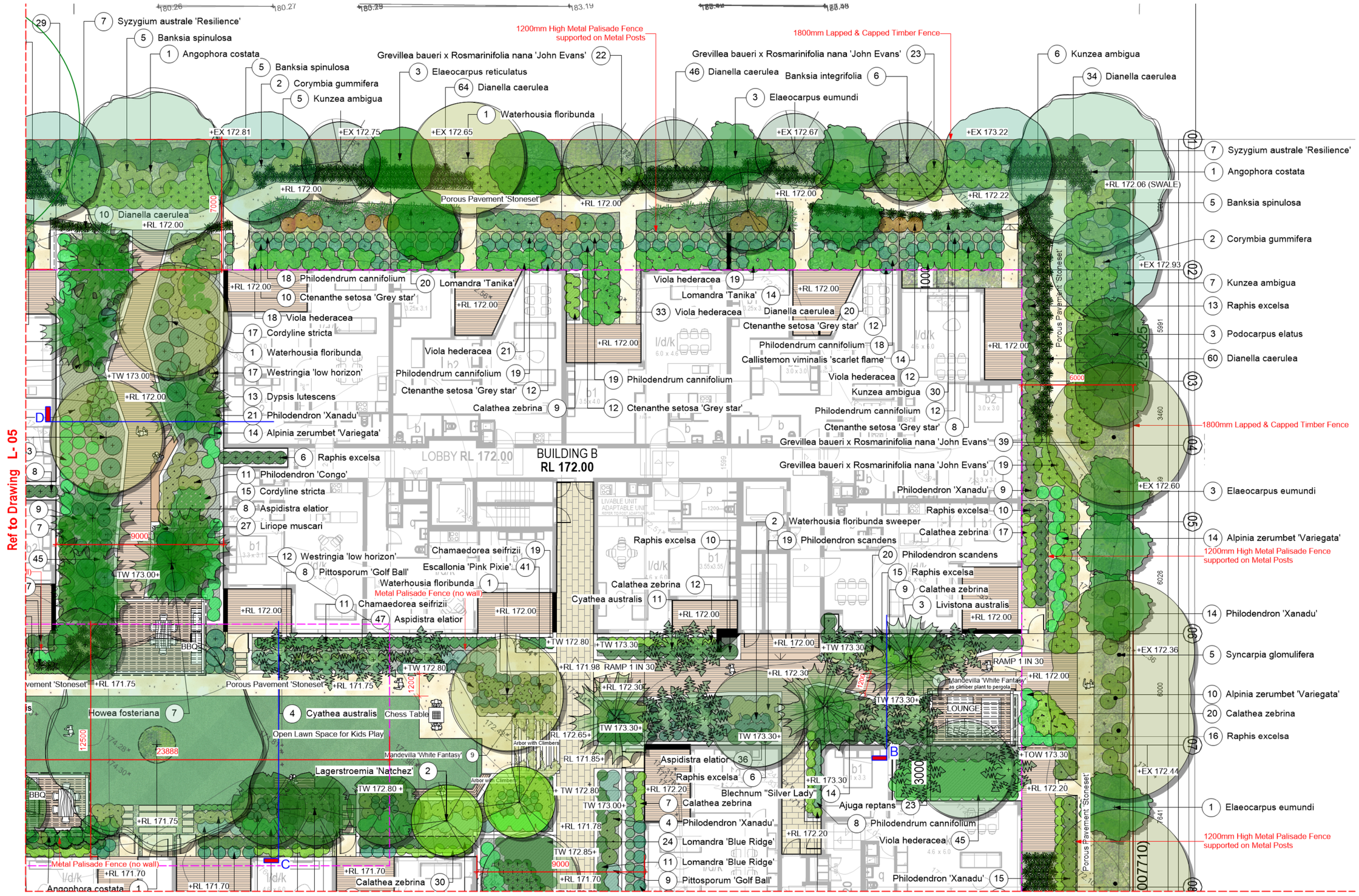

LEGEND

- DRIVEWAY
- TURF
- PODIUM GARDENS
- DEEP SOIL GARDENS
- PROPOSED BUILDING
- WOODEN DECK
- AS SELECTED TILE
- AS SELECTED PAVER "Stoneset Porous"
- AS SELECTED PEBBLES
- PROPOSED LEVEL + RL 171.10
- BOUNDARY
- BASEMENT LINE

EXISTING TREE LEGEND

- EXISTING TREES TO BE RETAINED

DIAL BEFORE YOU DIG www.1100.com.au

0 10 M

ISSUE	DATE	COMMENT
G	06/12/21	FOR REVIEW

AMENDMENTS

GENERAL NOTES
All work to be carried out in accordance with the Building Code of Australia, all Local and State Government Ordinances, relevant Australian Standards, Local Authorities Regulations and all other relevant Authorities concerned.
All structural work and site drainage to be subject to Engineer's details or certification where required by Council. This shall include r.c. slabs and footings, r.c. and steel beams & columns, wind bracing to AS 1170
and AS4055, anchor rods or bolts, tie downs, fixings etc., driveway slabs and drainage to Council's satisfaction. All timbers to be in accordance with SAA Timber Structure Code AS1720 and SAA Timber Framing Code AS 1684. All work to be carried out in a professional and workman- shiplike manner according to the plans and specification.
NOTE
Do not scale off the drawings unless otherwise stated and use figured dimensions in preference.
All dimensions are to be checked and verified on site before the commencement of any work, all dimensions and levels are subject to final survey and set-out
No responsibility will be accepted by Sitedesign for any variations in design, builder's method of construction or materials used, deviation from specification without permission or accepted work practices resulting in inferior construction. Locate and protect all services prior to construction.

SITEDESIGN +STUDIOS
creating places to live in and enjoy

SYDNEY NORTH STUDIO
PO Box 265
SEAFORTH NSW 2092
0417685846
p 1300 22 44 55
info@sdstudios.com.au
www.sdstudios.com.au

Project **PROPOSED LANDSCAPE PLAN**
Address **22 -32 PARK AVENUE, WAITARA** Date **06/12/2021**
Drawing Title **DETAIL LANDSCAPE PLAN 3** Scale **1:100 @A1**
Drawing No. **1384**

Page **L-04**

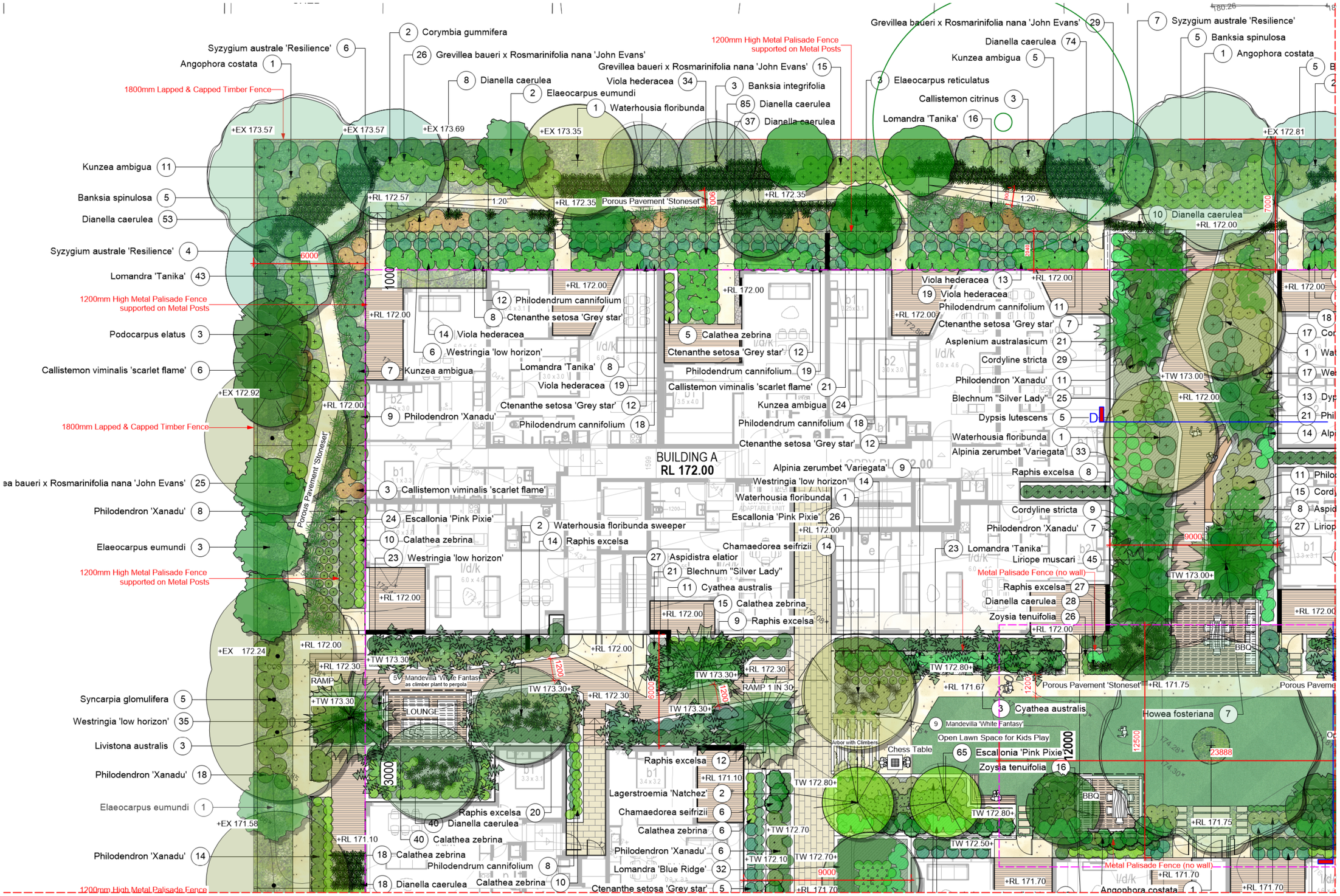

Ref to Drawing L- 02

LEGEND

- ▨ DRIVEWAY
- 🟩 TURF
- ▨ PODIUM GARDENS
- 🟩 DEEP SOIL GARDENS
- ☐ PROPOSED BUILDING
- ▨ WOODEN DECK
- ▨ AS SELECTED TILE
- ▨ AS SELECTED PAVER "Stoneset Porous"
- ▨ AS SELECTED PEBBLES
- PROPOSED LEVEL + RL 171.10
- BOUNDARY —·—·—
- BASEMENT LINE – – – –

EXISTING TREE LEGEND

- ○ EXISTING TREES TO BE RETAINED

DIAL BEFORE YOU DIG
www.1100.com.au

0 10 M

G	06/12/21	FOR REVIEW
ISSUE	DATE	COMMENT

AMENDMENTS

GENERAL NOTES
All work to be carried out in accordance with the Building Code of Australia, all Local and State Government Ordinances, relevant Australian Standards, Local Authorities Regulations and all other relevant Authorities concerned.
All structural work and site drainage to be subject to Engineer's details or certification where required by Council. This shall include r.c. slabs and footings, r.c. and steel beams & columns, wind bracing to AS 1170
and AS4055, anchor rods or bolts, tie downs, fixings etc., driveway slabs and drainage to Council's satisfaction. All timbers to be in accordance with SAA Timber Structure Code AS1720 and SAA Timber Framing Code AS 1684. All work to be carried out in a professional and workman- shiplike manner according to the plans and specification.
NOTE
Do not scale off the drawings unless otherwise stated and use figured dimensions in preference.
All dimensions are to be checked and verified on site before the commencement of any work, all dimensions and levels are subject to final survey and set-out
No responsibility will be accepted by Sitedesign for any variations in design, builder's method of construction or materials used, deviation from specification without permission or accepted work practices resulting in inferior construction. Locate and protect all services prior to construction.
COPYRIGHT CLAUSE

SITEDESIGN +STUDIOS
creating places to live in and enjoy

SYDNEY NORTH STUDIO
PO Box 265
SEAFORTH NSW 2092
0417685846
p 1300 22 44 55
info@sdstudios.com.au
www.sdstudios.com.au

Project **PROPOSED LANDSCAPE PLAN**
Address **22 -32 PARK AVENUE, WAITARA**
Date **06/12/2021**
Drawing Title **DETAIL LANDSCAPE PLAN 4**
Scale **1:100 @A1**
Drawing No. **1384**

Page
L-05

LEGEND

- DRIVEWAY
- TURF
- PODIUM GARDENS
- DEEP SOIL GARDENS
- PROPOSED BUILDING
- WOODEN DECK
- AS SELECTED TILE
- AS SELECTED PAVER "Stoneset Porous"
- AS SELECTED PEBBLES
- PROPOSED LEVEL + RL 171.10
- BOUNDARY
- BASEMENT LINE

EXISTING TREE LEGEND

- EXISTING TREES TO BE RETAINED

DIAL BEFORE YOU DIG www.1100.com.au

0 10 M

ISSUE	DATE	COMMENT
G	06/12/21	FOR REVIEW

AMENDMENTS

GENERAL NOTES
All work to be carried out in accordance with the Building Code of Australia, all Local and State Government Ordinances, relevant Australian Standards, Local Authorities Regulations and all other relevant Authorities concerned.
All structural work and site drainage to be subject to Engineer's details or certification where required by Council. This shall include r.c. slabs and footings, r.c. and steel beams & columns, wind bracing to AS 1170
and AS4055, anchor rods or bolts, tie downs, fixings etc., driveway slabs and drainage to Council's satisfaction. All timbers to be in accordance with SAA Timber Structure Code AS1720 and SAA Timber Framing Code AS 1684. All work to be carried out in a professional and workman- shiplike manner according to the plans and specification.
NOTE
Do not scale off the drawings unless otherwise stated and use figured dimensions in preference.
All dimensions are to be checked and verified on site before the commencement of any work, all dimensions and levels are subject to final survey and set-out
No responsibility will be accepted by Sitedesign for any variations in design, builder's method of construction or materials used, deviation from specification without permission or accepted work practices resulting in inferior construction. Locate and protect all services prior to construction.

SITEDESIGN +STUDIOS
creating places to live in and enjoy

SYDNEY NORTH STUDIO
PO Box 265
SEAFORTH NSW 2092
0417685846
p 1300 22 44 55
info@sdstudios.com.au
www.sdstudios.com.au

Project **PROPOSED LANDSCAPE PLAN**
Address **22 -32 PARK AVENUE, WAITARA** Date **06/12/2021**
Drawing Title **LEVEL 05 LANDSCAPE PLAN** Scale **1:200 @A1**
Drawing No. **1384**

Page **L-06**

1 SECTION A
Scale: 1:50

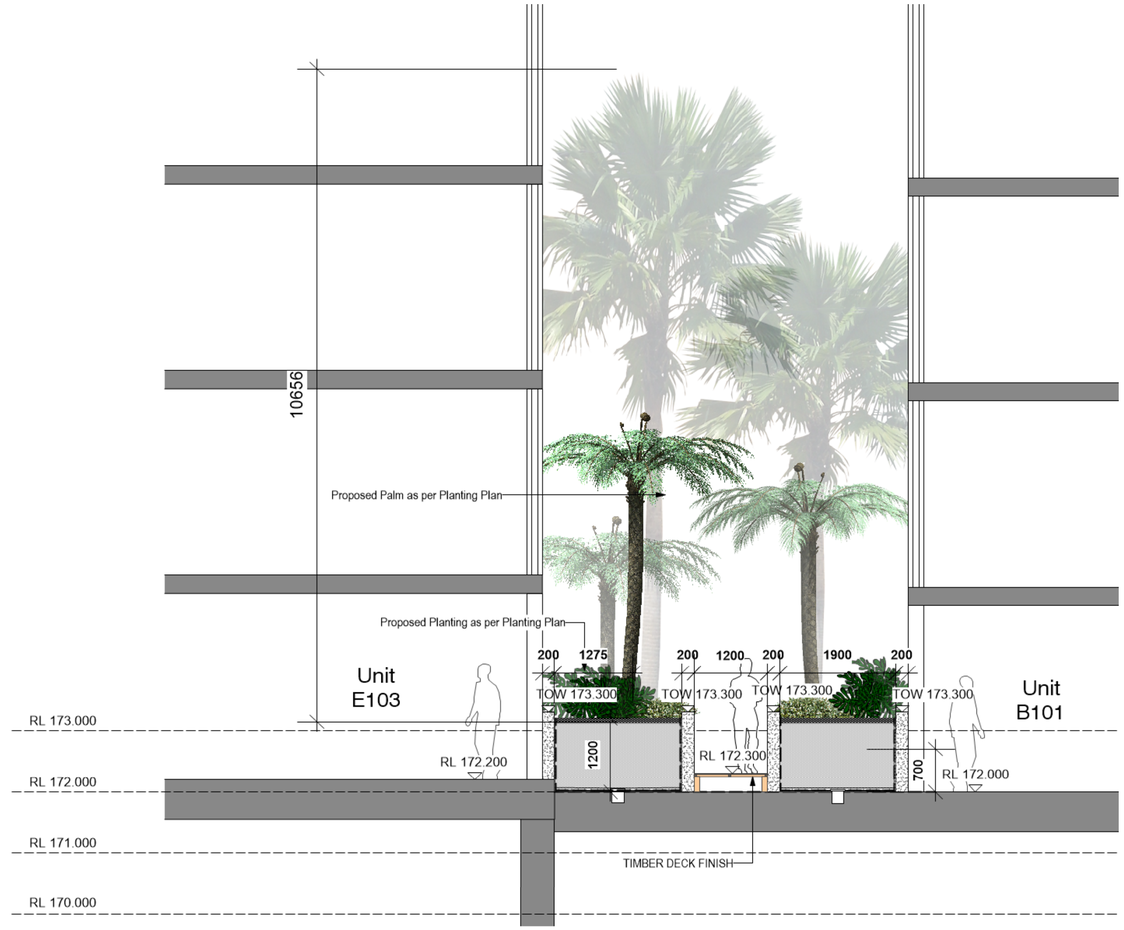

2 SECTION B
Scale: 1:50

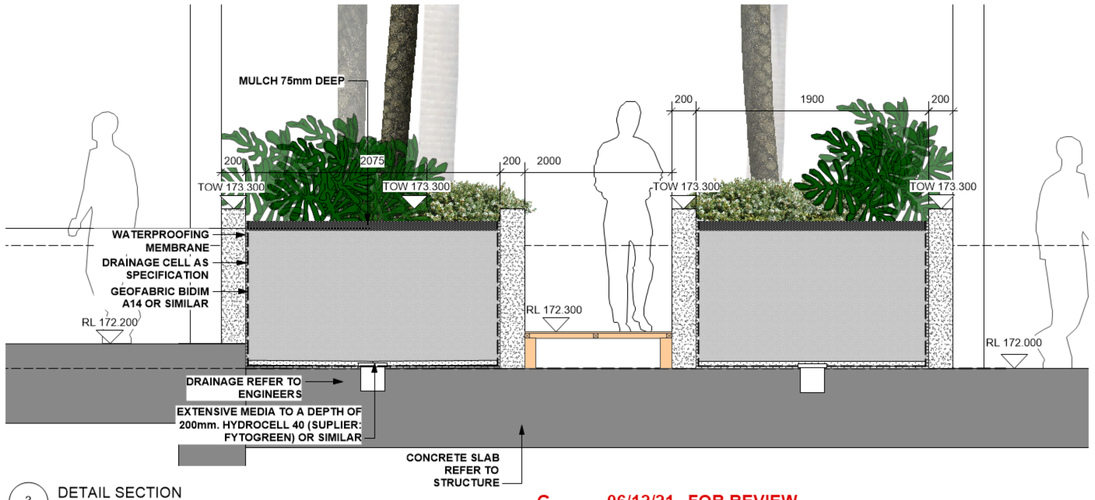

3 DETAIL SECTION
Scale: 1:25

ISSUE	DATE	COMMENT
G	06/12/21	FOR REVIEW

AMENDMENTS

GENERAL NOTES
All work to be carried out in accordance with the Building Code of Australia, all Local and State Government Ordinances, relevant Australian Standards, Local Authorities Regulations and all other relevant Authorities concerned.
All structural work and site drainage to be subject to Engineer's details or certification where required by Council. This shall include r.c. slabs and footings, r.c. and steel beams & columns, wind bracing to AS 1170
and AS4055, anchor rods or bolts, tie downs, fixings etc., driveway slabs and drainage to Council's satisfaction. All timbers to be in accordance with SAA Timber Structure Code AS1720 and SAA Timber Framing Code AS 1684. All work to be carried out in a professional and workman- shiplike manner according to the plans and specification.
NOTE
Do not scale off the drawings unless otherwise stated and use figured dimensions in preference.
All dimensions are to be checked and verified on site before the commencement of any work, all dimensions and levels are subject to final survey and set-out
No responsibility will be accepted by Sitedesign for any variations in design, builder's method of construction or materials used, deviation from specification without permission or accepted work practices resulting in inferior construction. Locate and protect all services prior to construction.

SITEDESIGN +STUDIOS
creating places to live in and enjoy

SYDNEY NORTH STUDIO
PO Box 265
SEAFORTH NSW 2092
0417685846
p 1300 22 44 55
info@sdstudios.com.au
www.sdstudios.com.au

Project **PROPOSED LANDSCAPE PLAN**
Address **22 -32 PARK AVENUE, WAITARA**
Date **06/12/2021**
Drawing Title **SECTION A & B**
Scale **AS SHOWN @A1**
Drawing No. **1384**

Page
L-07

5 SECTION D
Scale: 1:50

4 SECTION C
Scale: 1:50

ISSUE	DATE	COMMENT
G	06/12/21	FOR REVIEW

AMENDMENTS

SITEDESIGN +STUDIOS
creating places to live in and enjoy

SYDNEY NORTH STUDIO
PO Box 265
SEAFORTH NSW 2092
0417685846
p 1300 22 44 55
info@sdstudios.com.au
www.sdstudios.com.au

Project **PROPOSED LANDSCAPE PLAN**
Address **22 -32 PARK AVENUE, WAITARA**
Date **06/12/2021**
Drawing Title **SECTION C, & D**
Scale **AS SHOWN @A1**
Drawing No. **1384**

Page
L-08

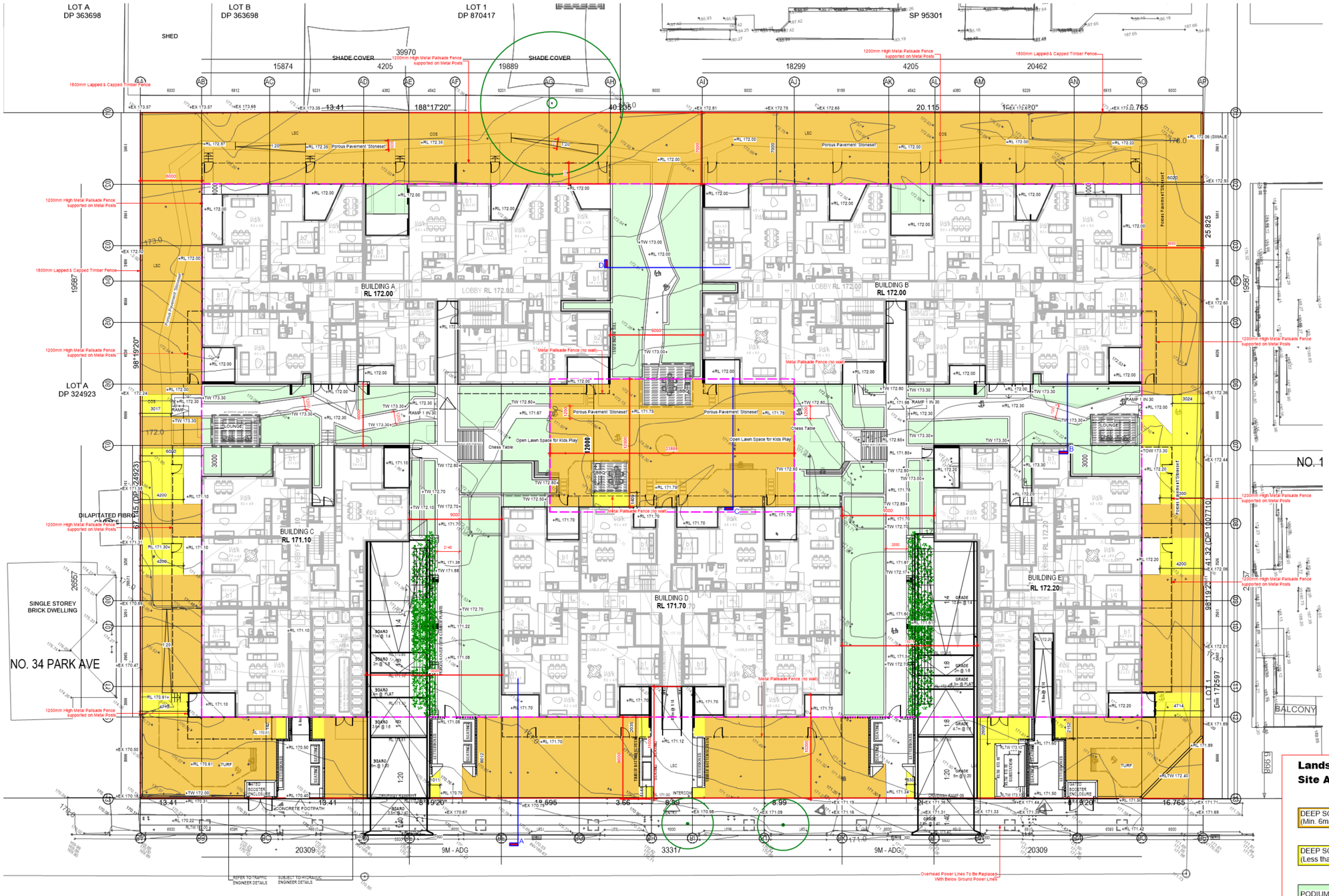

EXISTING TREE LEGEND

EXISTING TREES TO BE RETAINED

Landscape Calculations:
Site Area = 6,963 Sqm

DEEP SOIL GARDEN AREA (Min. 6m Width)	Deep Soil Area (Include Porous Pathway) Excludes Driveway, Deck Area, Non Porous Access Pathway is 27.73% of Site Area or 1,931 sqm
DEEP SOIL GARDEN AREA (Less than 6m Width)	Deep Soil Area (Include Porous Pathway, Retaining Wall) Excludes Driveway, Deck Area, Non Porous Access Pathway is 2.5% of Site Area or 174 sqm
PODIUM GARDEN AREA	Landscape Area above Basement Area (excludes Deep Soil Area) is 9.42% of Site Area or 656 sqm

DIAL BEFORE YOU DIG www.1100.com.au

0 10 M

ISSUE	DATE	COMMENT
G	06/12/21	FOR REVIEW

AMENDMENTS

GENERAL NOTES
All work to be carried out in accordance with the Building Code of Australia, all Local and State Government Ordinances, relevant Australian Standards, Local Authorities Regulations and all other relevant Authorities concerned.
All structural work and site drainage to be subject to Engineer's details or certification where required by Council. This shall include r.c. slabs and footings, r.c. and steel beams & columns, wind bracing to AS 1170
and AS4055, anchor rods or bolts, tie downs, fixings etc., driveway slabs and drainage to Council's satisfaction. All timbers to be in accordance with SAA Timber Structure Code AS1720 and SAA Timber Framing Code AS 1684. All work to be carried out in a professional and workman- shiplike manner according to the plans and specification.
NOTE
Do not scale off the drawings unless otherwise stated and use figured dimensions in preference.
All dimensions are to be checked and verified on site before the commencement of any work, all dimensions and levels are subject to final survey and set-out
No responsibility will be accepted by Sitedesign for any variations in design, builder's method of construction or materials used, deviation from specification without permission or accepted work practices resulting in inferior construction. Locate and protect all services prior to construction.

SITEDESIGN +STUDIOS
creating places to live in and enjoy

SYDNEY NORTH STUDIO
PO Box 265
SEAFORTH NSW 2092
0417685846
p 1300 22 44 55
info@sdstudios.com.au
www.sdstudios.com.au

Project **PROPOSED LANDSCAPE PLAN**
Address **22 -32 PARK AVENUE, WAITARA** Date **06/12/2021**
Drawing Title **LANDSCAPE AREA CALCULATION PLAN - LEVEL 01** Scale **1:200 @A1**
Drawing No. **1384**

Page **L-09**

EXISTING TREE LEGEND

EXISTING TREES TO BE RETAINED

Landscape Calculations:
Site Area = 6,963 Sqm

PODIUM GARDEN AREA	Landscape Area above Slab is 8.8% of Site Area or 612 sqm

DIAL BEFORE YOU DIG www.1100.com.au

0 10 M

ISSUE	DATE	COMMENT
G	06/12/21	FOR REVIEW

AMENDMENTS

GENERAL NOTES
All work to be carried out in accordance with the Building Code of Australia, all Local and State Government Ordinances, relevant Australian Standards, Local Authorities Regulations and all other relevant Authorities concerned.
All structural work and site drainage to be subject to Engineer's details or certification where required by Council. This shall include r.c. slabs and footings, r.c. and steel beams & columns, wind bracing to AS 1170
and AS4055, anchor rods or bolts, tie downs, fixings etc., driveway slabs and drainage to Council's satisfaction. All timbers to be in accordance with SAA Timber Structure Code AS1720 and SAA Timber Framing Code AS 1684. All work to be carried out in a professional and workman- shiplike manner according to the plans and specification.
NOTE
Do not scale off the drawings unless othenvise stated and use figured dimensions in preference.
All dimensions are to be checked and verified on site before the commencement of any work, all dimensions and levels are subject to final survey and set-out
No responsibility will be accepted by Sitedesign for any variations in design, builder's method of construction or materials used, deviation from specification without permission or accepted work practices resulting in inferior construction. Locate and protect all services prior to construction.

SITEDESIGN +STUDIOS
creating places to live in and enjoy

SYDNEY NORTH STUDIO
PO Box 265
SEAFORTH NSW 2092
0417685846
p 1300 22 44 55
info@sdstudios.com.au
www.sdstudios.com.au

Project **PROPOSED LANDSCAPE PLAN**
Address **22 -32 PARK AVENUE, WAITARA** Date **06/12/2021**
Drawing Title **LANDSCAPE AREA CALCULATION PLAN - LEVEL 05** Scale **1:200 @A1**
Drawing No. **1384**

Page **L-10**

EXISTING TREE LEGEND

EXISTING TREES TO BE RETAINED

Communal Open Area Calculations:
Site Area = 6,963 Sqm

COMMUNAL OPEN AREA — EXCLUDES the whole front area from Building C,D E to front boundary, excludes building and Private Courtyards and Driveway.
INCLUDE Hard and Soft Areas is 32.93% of Site Area or 2,293 sqm

DIAL BEFORE YOU DIG www.1100.com.au

0 10 M

ISSUE	DATE	COMMENT
G	06/12/21	FOR REVIEW

AMENDMENTS

GENERAL NOTES
All work to be carried out in accordance with the Building Code of Australia, all Local and State Government Ordinances, relevant Australian Standards, Local Authorities Regulations and all other relevant Authorities concerned.
All structural work and site drainage to be subject to Engineer's details or certification where required by Council. This shall include r.c. slabs and footings, r.c. and steel beams & columns, wind bracing to AS 1170
and AS4055, anchor rods or bolts, tie downs, fixings etc., driveway slabs and drainage to Council's satisfaction. All timbers to be in accordance with SAA Timber Structure Code AS1720 and SAA Timber Framing Code AS 1684. All work to be carried out in a professional and workman- shiplike manner according to the plans and specification.
NOTE
Do not scale off the drawings unless otherwise stated and use figured dimensions in preference.
All dimensions are to be checked and verified on site before the commencement of any work, all dimensions and levels are subject to final survey and set-out
No responsibility will be accepted by Sitedesign for any variations in design, builder's method of construction or materials used, deviation from specification without permission or accepted work practices resulting in inferior construction. Locate and protect all services prior to construction.

SITEDESIGN +STUDIOS
creating places to live in and enjoy

SYDNEY NORTH STUDIO
PO Box 265
SEAFORTH NSW 2092
0417685846
p 1300 22 44 55
info@sdstudios.com.au
www.sdstudios.com.au

Project **PROPOSED LANDSCAPE PLAN**
Address **22 -32 PARK AVENUE, WAITARA** Date **06/12/2021**
Drawing Title **COMMUNAL OPEN AREA PLAN** Scale **1:200 @A1**
Drawing No. **1384**

Page
L-11

Plant List

ID	Botanical Name	Common Name	Scheduled Size	Mature Height	Mature Spread	Qty
Trees						
ACost-1-1	Angophora costata	Sydney Red Gum, Smooth-barked Apple	800L	15 - 20m	6 - 15m	1
ACost	Angophora costata	Sydney Red Gum, Smooth-barked Apple	75L	15 - 20m	6 - 15m	7
Ban-int	Banksia integrifolia	Coastal Banksia	45L	8m	3m	9
Cal-cit	Callistemon citrinus	Scarlet Bottlebrush	45L	3 - 5m	2.0 - 3.5m	6
cha-sei	Chamaedorea seifrizii	bamboo palm	45L	1-2m	1m	78
CG	Corymbia gummifera	Red Bloodwood	45L	15 - 20m	3.5 - 6m	6
EE	Elaeocarpus eumundi	Smoothed leaved Quandong	45L	5 - 10m	2.0 - 3.5m	25
EReti	Elaeocarpus reticulatus	Blueberry Ash	45L	8m	3m	7
HFost	Howea fosteriana	Kentia Palm	3m CT	5 - 10m	3.5 - 6m	7
Lag-na	Lagerstroemia 'Natchez'	Natchez Crepe Myrtle	45L	4m	3m	6
LAust	Livistona australis	Cabbage-tree Palm	3m CT	10 - 15m	5 - 10m	6
Lop-co	Lophostemon confertus	Queens land brush Box	200L	10m	8m	8
M'LG"	Magnolia 'Little Gem'	Magnolia	45L	2-4m	2.0 - 3.5m	8
Pod-el	Podocarpus elatus	Plume Pine	45L	4-10m	2m	19
Syn-glo	Syncarpia glomulifera	Turpentine	75L	over 30m	6 - 15m	18
UP	Ulmus parvifolia	Chinese Elm	75L	10 - 15m	10 - 15m	4
WF	Waterhousia floribunda	Weeping Lilly Pilly	45L	5 - 10m	3.5 - 6m	6
WF-S	Waterhousia floribunda sweeper	Sweeper Waterhousia	45L	5 - 10m	3.5 - 6m	8
Shrubs						
Alp-zer'Var	Alpinia zerumbet 'Variegata'	Variegated Shell Ginger	200mm	1 - 1.8m	1.2 m	236
Ban-spi	Banksia spinulosa	Hairpin Banksia	200mm	0.9 - 1.5m	0.9 - 1.2m	23
bur-spi	Bursaria spinosa var. macrophylla	Sweet Bursaria	200mm	3 - 5m	2.0 - 3.5m	4
cal vim 'sf'	Callistemon viminalis 'scarlet flame'	Callistemon	200mm	0.6m	1m	44
cor-str	Cordyline stricta	Narrow-leaved Palm Lily	200mm	3 - 5m	0.6 - 0.9m	70
dyp-lut	Dypsis lutescens	Golden Cane Palm	300mm	2-4m	2-3m	18
eri-my	Eriostemon myoporoides	Wax Flower	200mm	0.6 - 1.2m	0.6m	143
Esc-pp	Escallonia 'Pink Pixie'	Escallonia	200mm	0.6m	0.9 - 1.2m	346
Grev 'J-Evans'	Grevillea baueri x Rosmarinifolia nana 'John Evans'	Grevillea 'John Evans'	200mm	1-1.5m	1-1.5m	329
Kun-amb	Kunzea ambigua	Tick Bush	200mm	1.5 - 3m	1.2 - 2.0m	103
Phi-con	Philodendron 'Congo'	Rojo Philodendron	200mm	0.9 - 1.5m	0.9 - 1.2m	11
Phi-xan	Philodendron 'Xanadu'	Winterborn Philodendron	200mm	0.9 - 1.5m	0.9 - 1.2m	172
pit 'gb'	Pittosporum 'Golf Ball'	Pittosporum	200mm	0.6-1.2m	1.2 - 2.0m	33
Rap-ind-op	Raphiolepis indica 'oriental pearl'	Indian Hawthorn	300mm	0.45 - 0.6m	1.2 - 2.0m	454
rap-exc	Raphis excelsa	Lady Palm	300mm	3 - 5m	2.0 - 3.5m	246
syz-au're'	Syzygium australe 'Resilience'	Lilly Pilly	200mm	1 - 2.5m	1.5m	60
Ground Covers						
Aju-rep	Ajuga reptans	Bugle, Wild Mint	Viro Cell	0.0 - 0.3m	0.6 - 0.9m	23
alt-de'lr'	Alternanthera dentata 'Little Ruby'	Little Ruby	150mm	0.6 - 1.2m	0.8m	24
Asp-ela	Aspidistra elatior	Cast Iron Plant	150mm	0.45 - 0.6m	0.6 - 0.9m	155
Ble-sl	Blechnum "Silver Lady"	Fishbone Water Fern	140mm	0.75 - 0.9m	0.3 - 0.6m	60
cal-ze	Calathea zebrina	Zebra Plant	140mm	0.3 - 0.6m	0.5m	350
cas'ci'	Casuarina "Cousin It'	Casuarina "Cousin It'	150mm	0.0 - 0.3m	1.2 - 2.0m	309
Cis-ant	Cissus antarctica	Kangaroo Vine, Water Vine	150mm	3 - 5m	2.0 - 3.5m	49
Cra-arb	Crassula arborescens 'Bluebird'	'Blue Bird'	150mm	0.0 - 0.3m	0.3 - 0.6m	436
cra-ov'min'	Crasula ovata 'minima'	mini jade	150mm	0.0 - 0.3m	0.3 - 0.6m	184
cte-se'gs'	Ctenanthe setosa 'Grey star'	Grey Star ctenanthe	140mm	0.5 - 1.8m	0.8m	130
Phi-sca	Philodendron scandens	Heartleaf philodendron	150mm	0.75 - 0.9m	0.3 - 0.6m	39
Phi-can	Philodendrum cannifolium	Philodendrum	200mm	0.75 - 0.9m	0.3 - 0.6m	210
San-tri	Sansevieria trifasciata	snake plant	150mm	0.45 - 0.6m	0.0 - 0.3m	184
sen-ma	Senecio mandraliscae	Blue Chalk Sticks	150mm	0.15m	0.5m	527
vio-he	Viola hederacea	Native Violet	Viro Cell	0.2m	0.8m	247
wes-lh'	Westringia 'low horizon'	coastal rosmary	200mm	0.4m	0.8m	247
Zoy-ten	Zoysia tenuifolia	Petting Grass	150mm	0.0 - 0.3m	0.3 - 0.6m	430
Grasses						
ani-fla	Anigozanthos flavidus	Evergreen Kangaroo Paw	150mm	0.6 - 0.75m	0.3 - 0.6m	111
Dia-cae	Dianella caerulea	Paroo Lily, Blue Flax-lily	150mm	0.6 - 0.75m	0.6 - 0.9m	1354
Dor-exc	Doryanthes excelsa	Gymea Lily	3m CT	1-2m	2-4m	9
lir-mu	Liriope muscari	Turf Lily 'Royale Purple'	150mm	0.6m	0.5m	72
lom 'br'	Lomandra 'Blue Ridge'	Dwarf Matt Rush	150mm	0.3 - 0.45m	0.3 - 0.6m	450
lom-ta	Lomandra 'Tanika'	Fine Leaved Mat Rush	140mm	0.5m	0.6m	376
Man-'WF'	Mandevilla 'White Fantasy'		150mm	3 - 5m	3.5 - 6m	28
asp-aus	Asplenium australasicum	Birds Nest Fern	150mm	1m	1.2m	21
CyAu	Cyathea australis	Australian Tree Fern		5 - 10m	2 - 3m	29

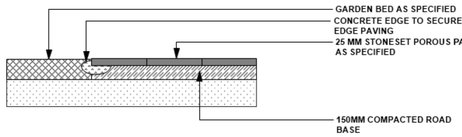

STONESET POROUS PAVING DETAIL
NTS

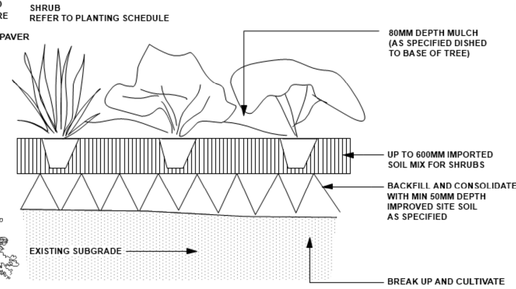

TYPICAL SHRUB PLANTING DETAIL
NTS

LANDSCAPE MAINTENANCE NOTES

THE CONTRACTOR SHALL CONTINUOUSLY MAINTAIN ALL AREAS OF THE CONTRACT DURING THE PROGRESS OF THE WORKS.
THE CONTRACTOR SHALL COMMENCE AND FULLY IMPLEMENT THE SHORT-TERM MAINTENANCE AND ESTABLISHMENT AFTER PRACTICAL COMPLETION HAS BEEN CONFIRMED. SITE CONTROL: REPORT TO THE PRINCIPAL'S DESIGNATED REPRESENTATIVE ON ARRIVING AT AND BEFORE LEAVING THE SITE. PLANT ESTABLISHMENT PERIOD: THE PERIOD BETWEEN THE DATE OF PRACTICAL COMPLETION AND THE DATE OF FINAL COMPLETION.
MAINTENANCE/ ESTABLISHMENT PERIOD: 12 MONTHS.

PLANT ESTABLISHMENT: MAINTAIN THE CONTRACT AREA DURING THE PLANT ESTABLISHMENT PERIOD.
ENSURE THE GENERAL APPEARANCE AND PRESENTATION OF THE LANDSCAPE AND THE QUALITY OF PLANT MATERIAL AT DATE OF PRACTICAL COMPLETION IS MAINTAINED FOR THE FULL PLANTING ESTABLISHMENT PERIOD.
EXISTING PLANT MATERIAL: MAINTAIN EXISTING PLANTING WITHIN THE LANDSCAPE CONTRACT AREA AS SPECIFIED FOR NEW PLANTING.
REPLACEMENTS: REPLACE FAILED, DEAD AND/OR DAMAGED PLANTS AT MINIMUM 3 WEEK INTERVALS AS NECESSARY THROUGHOUT THE FULL PLANT ESTABLISHMENT PERIOD. REPORTING: SUBMIT REGULAR REPORTS BY THE LAST FRIDAY OF EACH MONTH SUMMARISING THE GENERAL STATUS OF WORKS. INCLUDE A MAINTENANCE SCHEDULE, A LOG BOOK OF MAINTENANCE ACTIVITY, SOIL TEST RESULTS AS REQUIRED FOR ANY FERTILISING PROGRAMS, AND PLANT REPLACEMENT REQUIREMENTS.
WATER RESTRICTIONS: COORDINATE THE WATER SUPPLY AND CONFIRM THE WATERING REGIME AGAINST RELEVANT GOVERNMENT LEGISLATION AND RESTRICTIONS AT THE TIME. STAKES AND TIES: REMOVE AT THE END OF THE PLANTING ESTABLISHMENT PERIOD.
TEMPORARY FENCES: REMOVE TEMPORARY PROTECTIVE FENCES AT THE END OF THE PLANTING ESTABLISHMENT PERIOD.
COMPLIANCE: PLANT ESTABLISHMENT SHALL BE DEEMED COMPLETE, SUBJECT TO THE FOLLOWING:
* REPAIRS TO PLANTING MEDIA COMPLETED.
* PESTS, DISEASE, OR NUTRIENT DEFICIENCIES OR TOXICITIES ARE NOT EVIDENT.
* MULCHED SURFACES HAVE BEEN MAINTAINED IN A WEED FREE AND TIDY CONDITION AND TO THE SPECIFIED DEPTH.
* VEGETATION IS ESTABLISHED AND WELL FORMED.
* PLANTS HAVE HEALTHY ROOT SYSTEMS.
* VEGETATION IS NOT RESTRICTING ESSENTIAL SIGHT LINES AND SIGNAGE.
* COLLECTION AND REMOVAL OF LITTER COMPLETED.
* REMOVAL OF MULCH FROM DRAINAGE AND ACCESS AREAS COMPLETED.
* ALL DEFECTS NOTIFICATIONS HAVE BEEN CLOSED OUT.

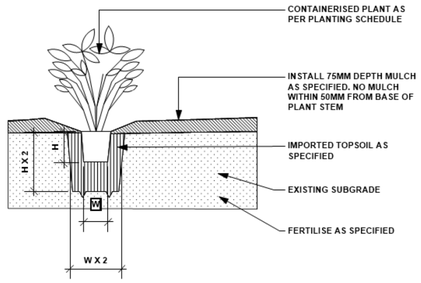

INDIVIDUAL PLANTING
NTS

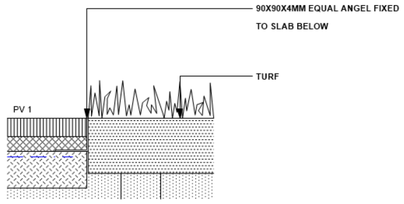

EDGE TYPE 1 I 8MM CORTEN STEEL EDGE
NTS

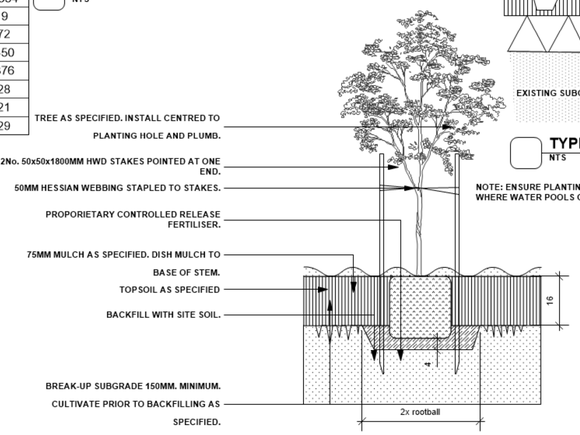

45-100L TREE PLANTING DETAIL
NTS

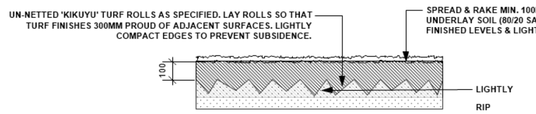

TURF DETAIL
NTS

ISSUE	DATE	COMMENT
G	06/12/21	FOR REVIEW

AMENDMENTS

GENERAL NOTES
All work to be carried out in accordance with the Building Code of Australia, all Local and State Government Ordinances, relevant Australian Standards, Local Authorities Regulations and all other relevant Authorities concerned.
All structural work and site drainage to be subject to Engineer's details or certification where required by Council. This shall include r.c. slabs and footings, r.c. and steel beams & columns, wind bracing to AS 1170
and AS4055, anchor rods or bolts, tie downs, fixings etc., driveway slabs and drainage to Council's satisfaction. All timbers to be in accordance with SAA Timber Structure Code AS1720 and SAA Timber Framing Code AS 1684. All work to be carried out in a professional and workman- shiplike manner according to the plans and specification.
NOTE
Do not scale off the drawings unless otherwise stated and use figured dimensions in preference.
All dimensions are to be checked and verified on site before the commencement of any work, all dimensions and levels are subject to final survey and set-out
No responsibility will be accepted by Sitedesign for any variations in design, builder's method of construction or materials used, deviation from specification without permission or accepted work practices resulting in inferior construction. Locate and protect all services prior to construction.

SITEDESIGN +STUDIOS
creating places to live in and enjoy

SYDNEY NORTH STUDIO
PO Box 265
SEAFORTH NSW 2092
0417685846
p 1300 22 44 55
info@sdstudios.com.au
www.sdstudios.com.au

Project **PROPOSED LANDSCAPE PLAN**
Address **22 -32 PARK AVENUE, WAITARA** Date **06/12/2021**
Drawing Title **PLANTING SCHEDULE & DETAILS** Scale **N.T.S @A1**
Drawing No. **1384**

Page **L-12**